

# Ice Breakers/Community Builders

- Once an Icebreaker is used:
  - Copy & paste & highlight this check box (  ) into the used column.

## Get to Know You!

These icebreaker games help people get to know each other better.

Name	Description	Used?
Something in Common	<ul style="list-style-type: none"> <li>• Use Zoom's Breakout Rooms option.</li> <li>• Let Zoom automatically assign the larger team into groups of 2.</li> <li>• Give them 5 minutes to find 5 UNIQUE things that they have in common.</li> <li>• Within those 5 minutes, participants also need to choose the most unique thing that they have in common with their partner, which they will share with the larger group once they go back to their larger meeting.</li> </ul>	Used @ EG But only 3 students no pairs
Guess Who?	<ul style="list-style-type: none"> <li>• Start by getting participants to think of a unique and interesting fun fact about themselves.</li> <li>• Then, using the Chat option on Zoom, have each person send the fun fact (or a favorite song, hobby, etc.) only to the facilitator (and not to Everyone).</li> <li>• <b>Alternatively</b>, the facilitator can have participants email the fun fact to them.</li> <li>• Once the fun facts have been collected, the facilitator will read each of the fun facts to the group, and as each fun fact is read, the larger team will try to decide who the fun fact belongs to (<b>this might be a good time to use the Polling or Annotations options on Zoom</b>). The objective for the team will be to try to connect the fact to the right participants as many times as possible.</li> </ul>	
Fun Quick Questions	<ul style="list-style-type: none"> <li>• Use the template on Canva to answer the questions or fill in the blank in 10 seconds!           <ul style="list-style-type: none"> <li>◦ Login w/ the fifhdimensiondocuments gmail acct.</li> </ul> </li> </ul>	
Would You Rather	<ul style="list-style-type: none"> <li>• Would you rather is a game that has 2 choices that you are able to choose from. For example, would you rather be stuck in an elevator with a snake or would you rather drink a large bottle of mayo? So you would choose one of those options and say why you chose them.</li> </ul>	
Two Truths and One Lie	<ul style="list-style-type: none"> <li>• Participants will come up with 2 truths and 1 lie and share out loud their 3 statements, while the others try to guess which one is the lie.</li> </ul>	
What If...?	<ul style="list-style-type: none"> <li>• You can think of crazy things to ask the whole group and everyone has to say what they would do...</li> <li>• <i>Ex: What if we were all trapped in a zombie video game? What would you do? Would you escape? Would you stay there? Would you kill zombies? Would you be scared?</i></li> </ul>	

Create a Bucket List	<ul style="list-style-type: none"> <li>Start with the easy stuff. All of us have a list of places we've wanted to visit for ages. Begin your list with these &amp; then let your imagination take the wheel!</li> </ul>	
Stranded on a Desert Island	<ul style="list-style-type: none"> <li>"If you were stranded on a desert island, what would you want to have with you?"</li> <li>Typical answers range from the practical (a canteen of water) to the creative but slightly ridiculous (an endless supply of Buffalo wings).</li> <li>HAVE FUN!</li> </ul>	
Guess that book/art	<ul style="list-style-type: none"> <li>Students will chose a book, movie, piece of art that they need to describe in their own terms and the WAs will guess what their talking about.</li> </ul>	

## Trivia!

These icebreakers can be game style!

Name	Description	Teams?
Team Trivia	<ul style="list-style-type: none"> <li>Similar to Head and Shoulders, the facilitator in this activity will also need to <b><u>prepare a list of trivia questions ahead of time.</u></b></li> <li>After breaking up the larger team into smaller groups – <b><u>also using Zoom's Breakout Rooms feature</u></b> – the facilitator will send the list of trivia questions to each group via email or the File Transfer feature (under the Chat bar).</li> <li>Teams will also need to select one writer each to record their answers. Each team will have a set amount of time to work through the trivia questions (depending on how many questions there are), and once time runs out, the facilitator will call the separate breakout rooms back into the larger Zoom meeting. The facilitator will then get each team to share their responses to each question, and track their scores as the answers are being revealed using the <b><u>Whiteboard option under the Share button.</u></b></li> </ul>	
Kahoot		

# Scavenger Hunt!

Games where you have to find objects based on the question or description of the guide you have!

## SCAVENGER HUNT: QUARENTINE STYLE

-FIND SOMETHING THAT IS YOUR  
FAVORITE COLOR




-FIND SOMETHING YOU LIKE TO EAT

-FIND SOMETHING THAT YOU LIKE TO  
USE / DO WHEN YOU ARE BORED



-FIND SOMETHING THAT YOU USE  
WHEN YOU EAT (A CUP, A UTENSIL,  
A PLATE, A BOWL)



-FIND SOMETHING THAT IS YOUR  
HOBBY (A VIDEO GAME,  
COLORING, PAINTING,



MAKING SLIME)



-TELL US SOMETHING THAT

YOU ATE TODAY OR ARE GOING TO EAT



## SCAVENGER HUNT QUARENTINE STYLE



**-FIND SOMETHING THAT YOU  
CAN USE WHEN YOU SLEEP**



**-FIND SOMETHING THAT YOU EAT**




**-FIND SOMETHING THAT YOU  
USE EVERYDAY**



**-FIND SOMETHING THAT YOU  
USE/DO WHEN YOU ARE BORED**



**-FIND SOMETHING THAT YOU USE  
WHEN YOU COLOR/DRAW**



**-FIND A DINO**



**-TELL US SOMETHING THAT YOU  
DID OVER THE WEEKEND**



## SCAVENGER HUNT QUARENTINE STYLE

**-A SPOON**



**- A SHOE**



**-A CUP**



**-A BRUSH**

**(ANY TYPE OF BRUSH**



**-MARKERS**




**-CRAYONS**


**-A TOY OR STUFFED ANIMAL**



Name	Description	Teams?
Everything from A-Z	<ul style="list-style-type: none"> <li>• Use Template on Canva</li> <li>• The larger team will be broken up into multiple smaller teams via the Breakout Rooms feature on Zoom. Once they are in their breakout rooms, participants will have 5 minutes to find items in the room that they are calling in (or, shall we say, Zoom-ing in) that starts with each letter of the alphabet. They will need one item for each letter, and each item can be used once only. For example, they can use Apple for A, and Book for B. Each team will also select one recorder to write down what each item they have found for each letter. Once their time is up, the facilitator will bring the team back to one call, and the recorders from each team will share what they came up with.</li> </ul>	
Scavenger Hunt + IceBreaker	<ul style="list-style-type: none"> <li>• The kids are told to look for stuff in their house according to the colors we mention and we won't continue the game until everyone comes back with their objects. <ul style="list-style-type: none"> <li>◦ Ex: Get something purple, blue, yellow, red, green, and orange.</li> </ul> </li> <li>• Once the kids have all their objects, they'll place the things in front of them. We will then all look away from the objects and pick one up randomly. Each color corresponds to a different category of getting to know each other, so depending on the color they will have to share that. <ul style="list-style-type: none"> <li>◦ Purple= Favorite movie</li> <li>◦ Blue= Favorite Show</li> <li>◦ Yellow= Favorite Food</li> <li>◦ Red= Favorite Song</li> <li>◦ Green= Favorite Sport</li> <li>◦ Orange= Favorite Video Game/ Game</li> </ul> </li> <li>• Everyone participating will then continue doing this until all objects have been picked up.</li> <li>• Everyone will get to share all categories but just at different times.</li> </ul>	

## Quick N Fun!

Name	Description	Used?
Drawing On Your Head Challenge	<ul style="list-style-type: none"> <li>• Get a paper, notebook, or journal, put it on your head, and draw what the facilitator tells you.</li> </ul>	
The Grocery Game	<ul style="list-style-type: none"> <li>• The grocery game is a memory game that has to <b>include more than 3 people</b>. Someone would start the game and say, "I went to the grocery store and bought (milk)" and then the next person would say, "I went to the grocery store and bought (milk) AND (carrots). So the first person would say an item and the second person would say what the first person said and then add their own. Every person that goes has to remember the order!</li> </ul>	

The Number Game	<ul style="list-style-type: none"> <li>The number game sounds easy but can be quite challenging! You have to count to any number, so it can be 10, 15, etc. BUT if 2 people say the same number, you have to start all over again. The goal is to reach the number without saying the same number as another person.</li> </ul>	
Rock, Paper, Scissors tournament:	<ul style="list-style-type: none"> <li>Someone calls out "rock, paper scissors, shoot" and everyone has to show what they chose.</li> </ul>	
Youtube Game Challenges	<ul style="list-style-type: none"> <li><a href="https://www.youtube.com/watch?v=LvBfZD7gfaM">https://www.youtube.com/watch?v=LvBfZD7gfaM</a> - MARIO PICTURE PUZZLE  FIND THE DIFFERENCE </li> <li><a href="https://www.youtube.com/watch?v=06t_JP0AbZI">https://www.youtube.com/watch?v=06t_JP0AbZI</a> - Guess that DISNEY SONG</li> <li><a href="https://www.youtube.com/watch?v=HEA1KENpB5c">https://www.youtube.com/watch?v=HEA1KENpB5c</a> - GUESS THE FOOD EMOJI   EMOJI CHALLENGE  </li> <li><a href="https://www.youtube.com/watch?v=pcR81Rm6Vw0">https://www.youtube.com/watch?v=pcR81Rm6Vw0</a> - Find The Difference   Secret Life of Pets 2</li> <li><a href="https://www.youtube.com/watch?v=ac-R4AOTClw">https://www.youtube.com/watch?v=ac-R4AOTClw</a> - FIND THE DIFFERENCE   DISNEY TOY STORY 4</li> <li><a href="https://www.youtube.com/watch?v=ZzDCpZFhnnA">https://www.youtube.com/watch?v=ZzDCpZFhnnA</a> - Fun Test: Which is Real? Vol 10</li> </ul>	
Name the Obvious	<ul style="list-style-type: none"> <li>Say three things about the person on your left. The first sentence starts with the words "It's obvious ...". (This sentence you state something that is obvious about them.) The second sentence starts "I notice ...". (This sentence you state something less obvious). The third sentence starts "I think that you ...." (This sentence you guess what they will be like/something about them).</li> </ul>	
The Name Game	<ul style="list-style-type: none"> <li><b><i>Sit in a circle. One person starts by using an adjective starting with the same letter as their first name, followed by their first name (i.e. Clever Claire, Kind Karen) the next person and following has to repeat the first person's adjective and name and then add their own. it goes around the circle and the last person has to repeat all other names in order and end with their own.</i></b></li> </ul> <p style="text-align: center;"><b>OR</b></p> <ul style="list-style-type: none"> <li>Get everyone to stand in a line or sit in a circle (in this case use gallery view on zoom)</li> <li>The first person says their name and a favorite thing.</li> <li>The second person then says their name and a favorite thing. as well as the name and thing of the person before them.</li> </ul>	

	<ul style="list-style-type: none"> <li>• Each person after that adds the names and items of all of the people before them.</li> </ul> <p>Variations:</p> <ul style="list-style-type: none"> <li>• For younger children, you can have them say just the names.</li> <li>• You can have anyone who makes a mistake be out...</li> </ul>	
Match the Fact	<ul style="list-style-type: none"> <li>• Every student will give a WA a fact, maybe returning to the main room with WA and they can privately give a fact. Then the WA with all the facts will say them, display them, or present them in the chat. The students will take turns guessing which fact matches which person.</li> </ul>	
Picture Walk	<ul style="list-style-type: none"> <li>• For this we imagined having each person share a picture on the screen (holding it up) and then we would “walk” through like a gallery and share our pictures (photographs from home, pictures they’ve made, pictures of their belongings). This is kind of like a show and tell!</li> </ul>	



# HERO OR VILLIAN?

CREATE YOUR OWN SUPERHERO AND VILLAIN

**VILLIAN-** CREATE A VILLAIN WHO WANTS TO DESTROY YOUR HERO! HOW WOULD THEY LOOK LIKE? WHAT WOULD THEIR NAME BE? WHAT IS THEIR POWER? WHY DO THEY WANT TO DESTROY YOUR HERO?

**SUPERHERO-** CREATE YOUR OWN SUPERHERO THAT REPRESENTS YOU! HOW WOULD THEY LOOK LIKE? WHAT WOULD THEIR NAME BE? WHAT IS THEIR SUPERPOWER? WHAT IS THEIR WEAKNESS?